

Sealed Rocker Switch



Double Pole

KD Series

Features

- Snap-in mounting
- RoHS compliant
- 100,000 cycles mechanical life
- IP65
- Lighted and non-lighted versions available

Standard Parts¹

North America

KDH3ALA2GBB KDH3ALA2RBB

North America and Europe

KDH3ANA1BBB KDH3BNA1BBB KDH3CNA1BBB

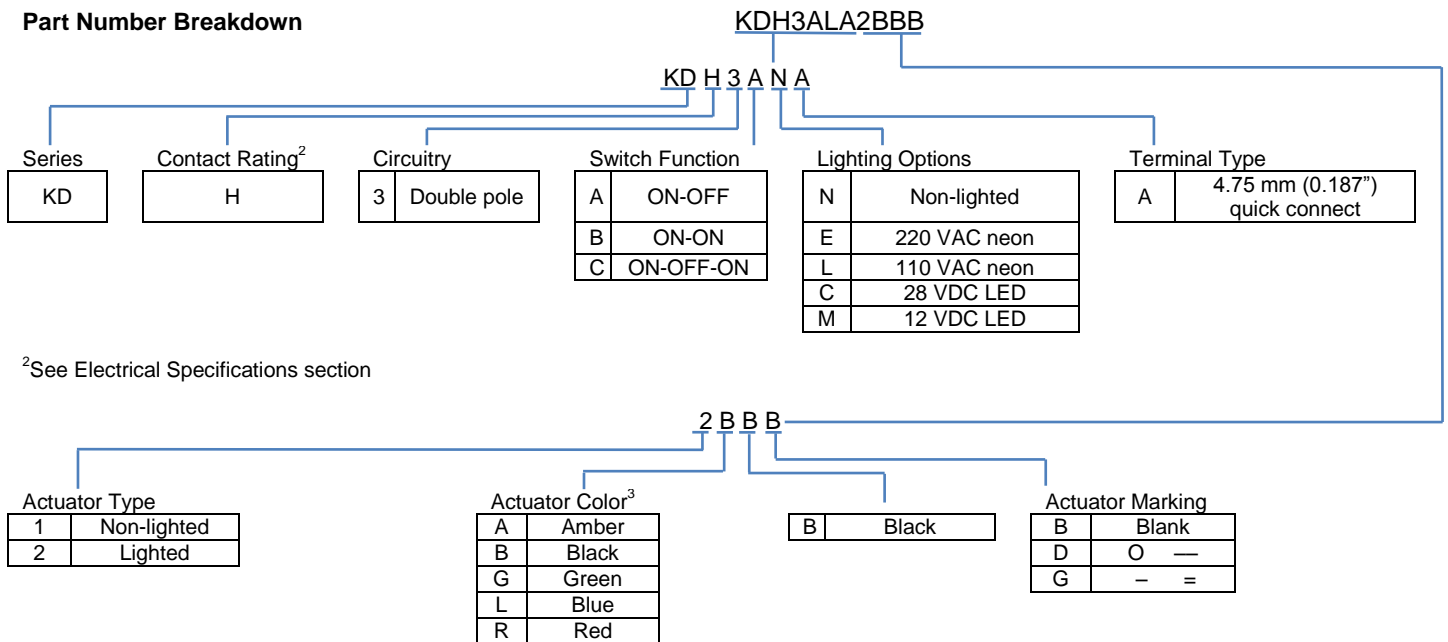
Europe

KDH3AEA2GBB KDH3AEA2RBB

¹The part number configuration matrix below provides details to the part numbers above.

For configurable part numbers that are not listed above, not listed in your region, or for custom part numbers, contact the factory or your distributor.

Part Number Breakdown



²See Electrical Specifications section

³Black actuator is only available for non-lighted; others only for lighted.



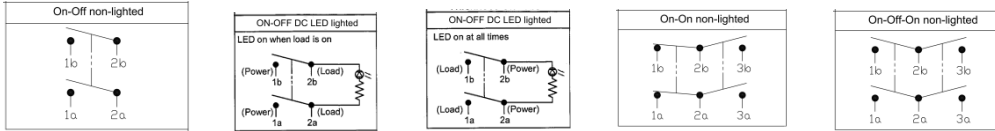
Electrical Specifications

Dielectric Strength	1500 VAC for 1 minute
Insulation Resistance	100 MΩ min at 500 VDC
Initial Contact Resistance	0.050 Ω max
Electrical Ratings:	
UL1054:	VDC ³ :
16 A 125 VAC / 10 A 250 VAC	20 A 14 VDC / 10 A 28 VDC
Electrical Life at Rated Load	UL:
Minimum Operations	6,000
³ DC ratings not agency approved	
UL File No: E23301	

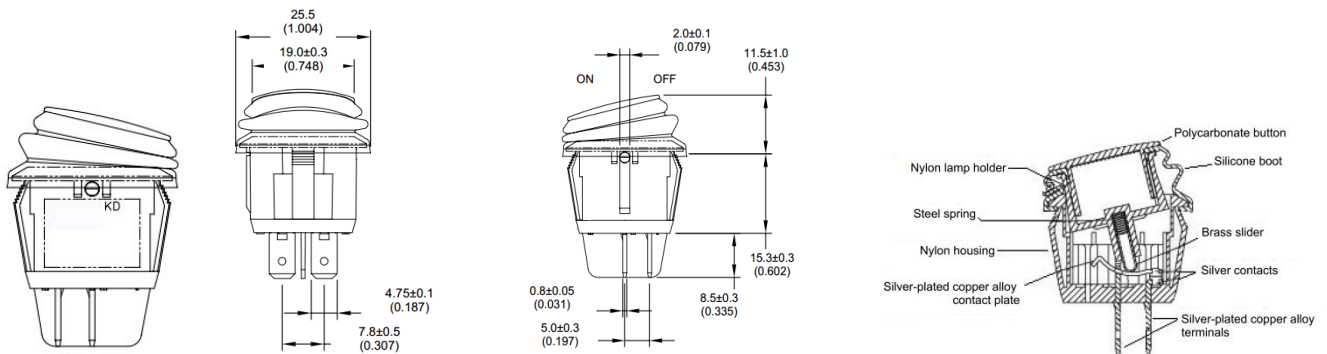
Material and Environmental Specifications

Actuator	Polycarbonate 94V-2
Housing	Nylon 66 94V-2
Spring	Steel
Contacts	Silver Alloy
Movable Arm	Silver-Plated Copper Alloy
Terminals	Silver-Plated Copper Alloy
Rubber Boot	Silicone
Operating Temperature Range	-25 °C to +85 °C (-13 °F to +185 °F)
Ingress Protection	IP65

Circuitry and Switch Functions



Dimensions mm (inches)



Recommended Panel Cut-out

For panel thickness 1.5 to 2.5 (0.059 to 0.098)

For panel thickness 0.7 to 2.5 (0.028 to 0.098)

