

# Sealed Rocker Switch



## Single Pole KR Series

### Features

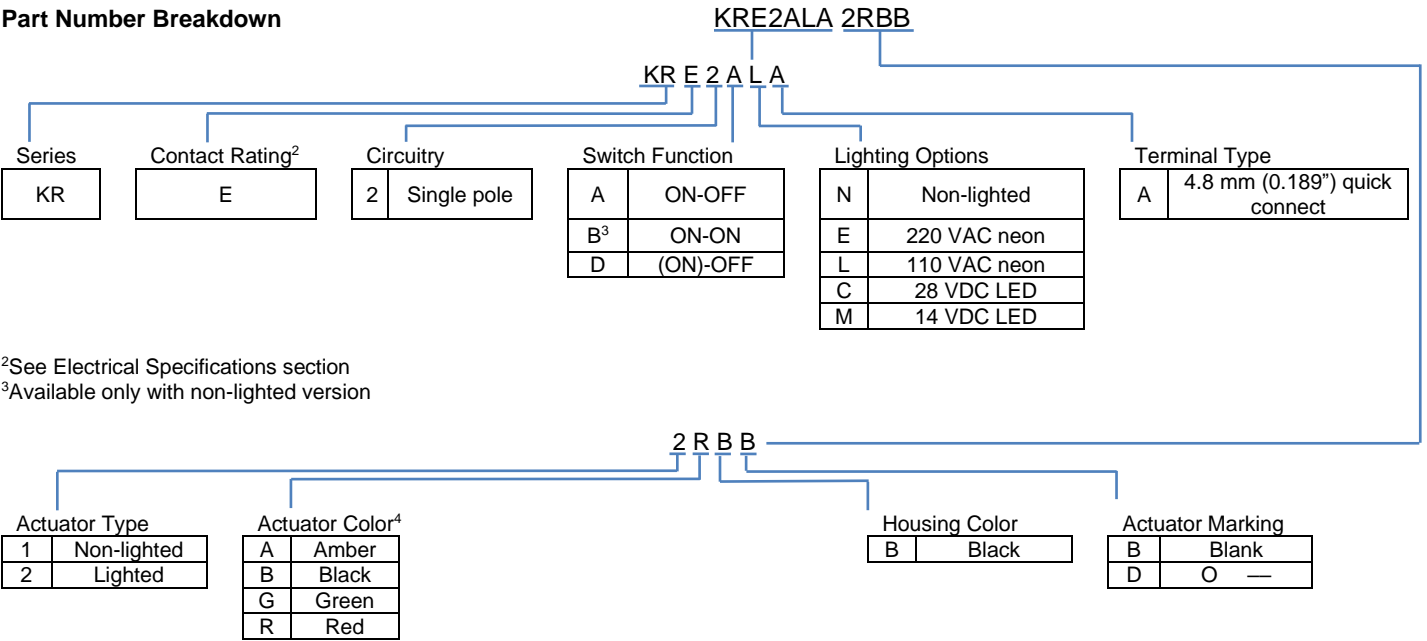
- Snap-in mounting
- 100,000 cycles mechanical life
- IP65
- Lighted and non-lighted versions available

### Standard Parts<sup>1</sup>

North America	North America and Europe	Europe
KRE2ALA2GBB KRE2ALA2RBB	KRE2ANA1BBD KRE2BNA1BBB KRE2DNA1BBB	KRE2AEA2GBB KRE2AEA2RBB

<sup>1</sup>The part number configuration matrix below provides details to the part numbers above.  
For configurable part numbers that are not listed above, not listed in your region, or for custom part numbers, contact the factory or your distributor.

### Part Number Breakdown



<sup>2</sup>See Electrical Specifications section  
<sup>3</sup>Available only with non-lighted version

<sup>4</sup>Black actuator is only available for non-lighted; others only for lighted.



## Electrical Specifications

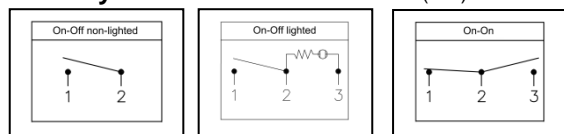
Dielectric Strength	1500 VAC for 1 minute
Insulation Resistance	100 MΩ min at 500 VDC
Initial Contact Resistance	0.050 Ω max
Electrical Ratings – UL1054	
<div style="display: flex; justify-content: space-between;"> <div> <u>VAC</u>  16 A 125 VAC 1/3 HP / 10 A 250 VAC 1/2 HP </div> <div> <u>VDC</u>  16 A 12 VDC / 6 A 28 VDC </div> </div>	
Electrical Life at Rated Load Minimum Operations	<u>UL</u> 6,000

UL File No: E23301

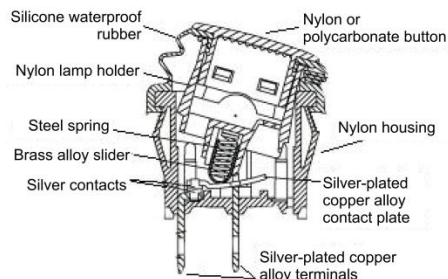
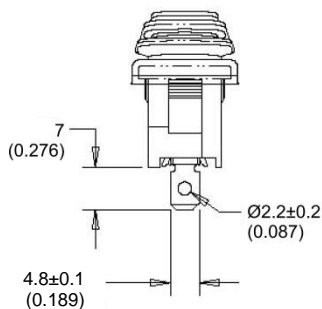
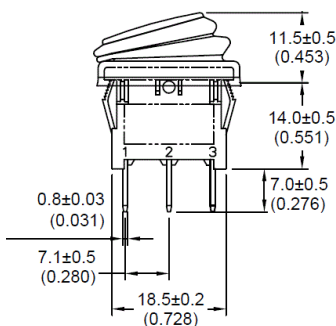
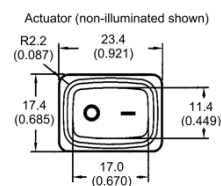
## Material and Environmental Specifications

Actuator	Polycarbonate
Housing	Nylon 66 94 V-2
Spring	Steel Wire
Contacts	Silver Alloy
Movable Arm	Silver
Terminals	Silver-Plated Copper Alloy
Rubber Boot	Silicone
Operating Temperature Range	-25 °C to +85 °C (-13 °F to +185 °F)
Ingress Protection	IP65

## Circuitry and Switch Functions – (ON)-OFF has same connections as ON-OFF; spring return on switch ±



## Dimensions mm (inches)



Recommended Panel Cut-Out Dimensions

Panel thickness	Dimension Y	Dimension X
0.75 to 1.50 (0.030 to 0.059)	19.4-0.1 (0.764+0.004)	13+0.1 (0.512+0.004)
1.50 to 2.50 (0.049 to 0.098)	19.8-0.1 (0.780+0.004)	

