

# Rocker Switch

## Single and Double Pole

WR Series



### Features

- Lighted and non-lighted
- Rugged design for 2-pole high current applications
- RoHS compliant
- Minimum 10,000 operations mechanical life

### Standard Parts<sup>1</sup>

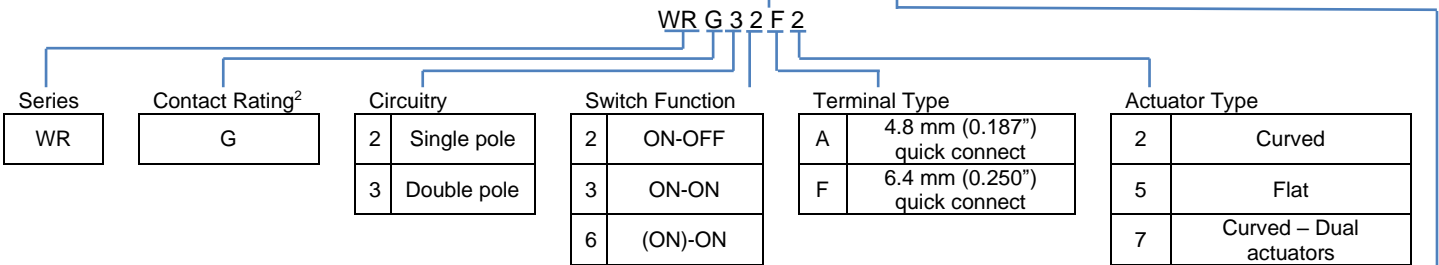
North America and Europe			Europe		
WRG32F2FBBRLN	WRG32F2FBGLN	WRG32F5FBBNN	WRG32F2BBBNN	WRG32F2FBGEN	WRG32F7BWWKN
WRG32F2FBBBNN	WRG32F2FBRLN		WRG32F2BBGEN	WRG32F2FBREN	WRG32F7BWWNN
			WRG32F2BBGLN	WRG32F7BBBKN	WRG33F2BBBNN
			WRG32F2BBREN	WRG32F7BBBNN	WRG34F2BBBNN

<sup>1</sup>The part number configuration matrix below provides details to the part numbers above.

For configurable part numbers that are not listed above, not listed in your region, or for custom part numbers, contact the factory or your distributor.

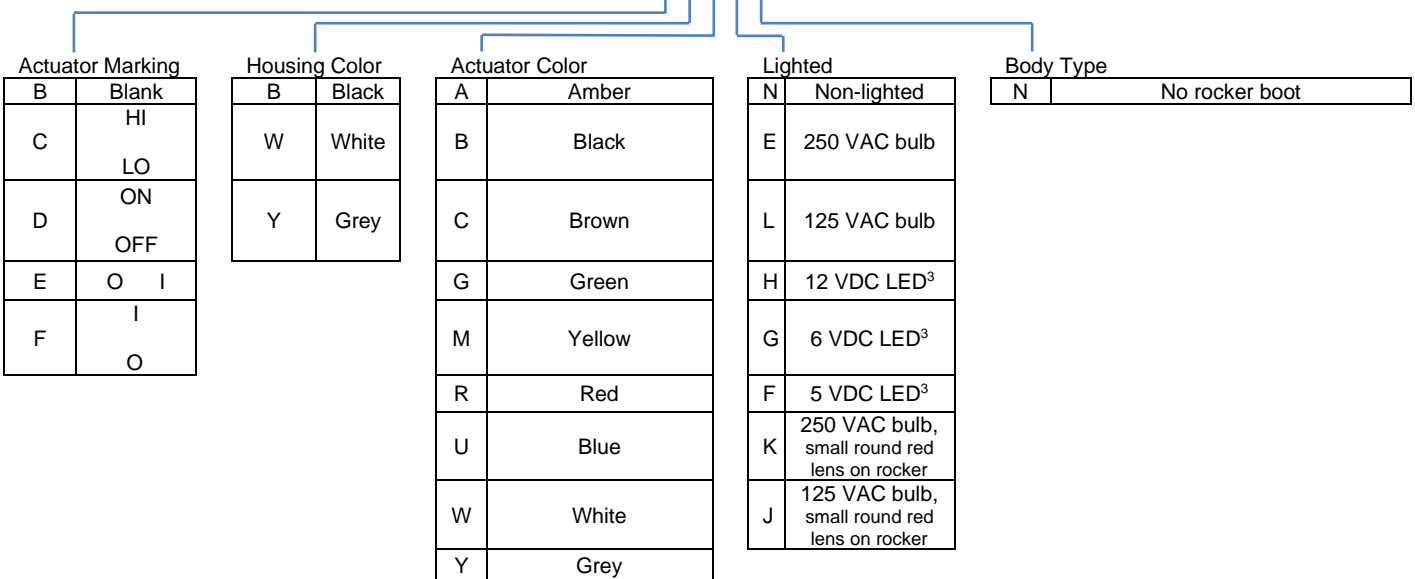
### Part Number Breakdown

WRG32F2FBBNN



<sup>2</sup>See Electrical Specifications section

F B B N N



<sup>3</sup>Switches have no agency DC ratings



## Electrical Specifications

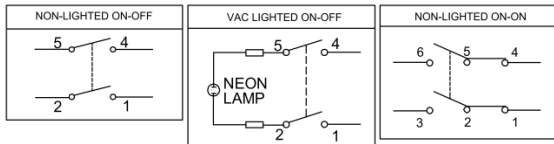
Inrush Rating – 2 position		48 A
Inrush Rating – 3 position		24 A
Dielectric Strength		1000 VAC for 1 minute
Insulation Resistance		100 MΩ min at 500 VDC
Initial Contact Resistance		0.020 Ω max
<b>Electrical Ratings</b>		
<b>Switch Function</b>	<b>ENEC15</b>	<b>UL61058</b>
ALL	16 (4) A 125 VAC / 250 VAC T125/55	16 (4) A 125 VAC / 250 VAC
Electrical Life at Rated Load	<b>ENEC15</b>	<b>UL61058</b>
Minimum Operations	10,000	10,000

UL File No: E23301

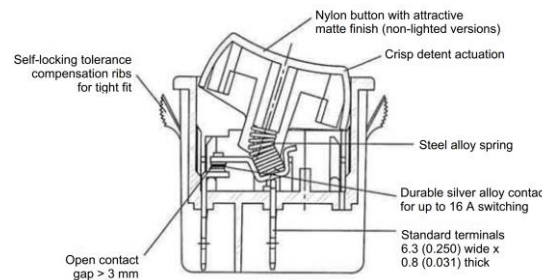
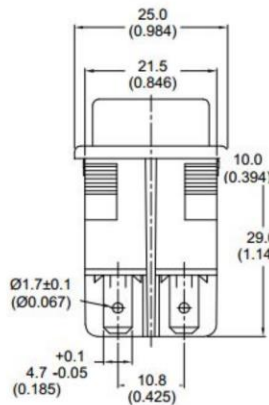
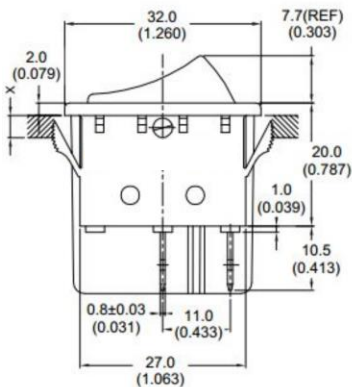
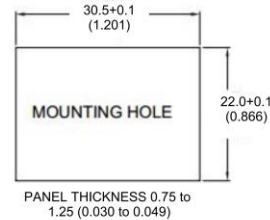
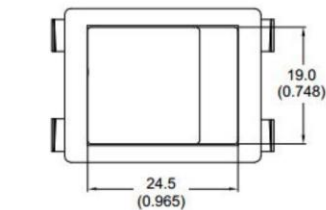
## Material and Environmental Specifications

Actuator, non-lighted	Nylon 66 94V-2
Actuator, lighted	Polycarbonate
Base	Nylon 66 94V-2
Spring	Steel Wire
Contacts	Silver Alloy
Movable Arm	Silver-Plated Copper Alloy
Terminals	Tin-Plated Copper Alloy
Operating Temperature Range - VDE	-20 °C to +65 °C (-4 °F to +149 °F)

## Circuitry and Switch Functions



## Dimensions mm (inches)



NOTE: TOLERANCES ±0.012 (0.3) UNLESS OTHERWISE SPECIFIED