
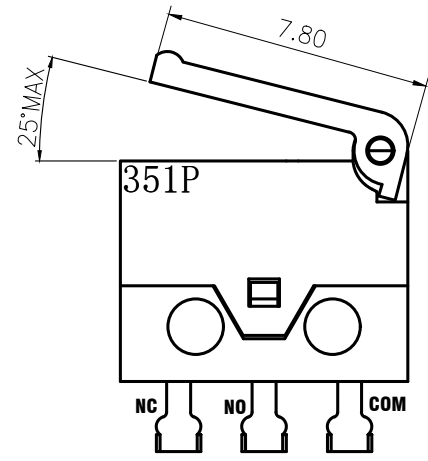


GENERAL CHARACTERISTICS

Operating Force	Max. 50gf
Release Force	Min. 3gf
Contact Resistance	Max. 50mΩ
Insulation Resistance	Min. 100mΩ 500VDC
Dielectric Voltage	500VAC 60 Sec.
Mechanical Life	50,000 Cycles
Electrical Life	30,000 Cycles
Rating	5-500mA 30VDC
Operating Temperature	-25 to 85°C



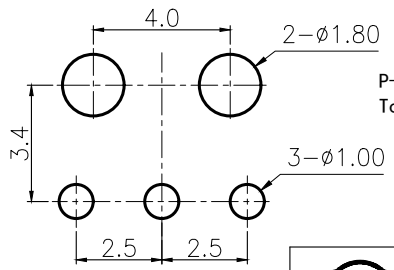
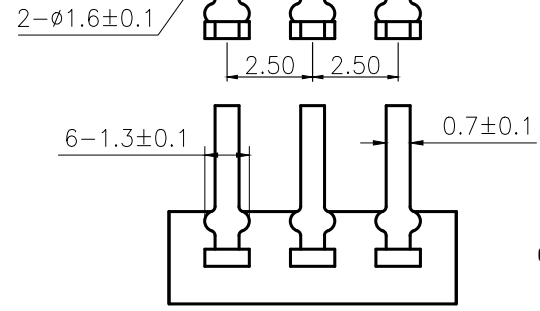
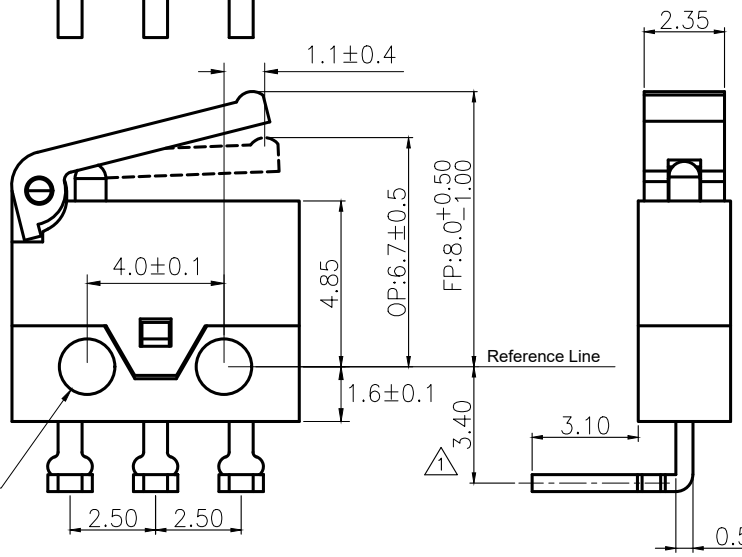
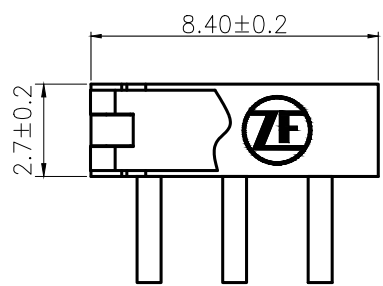
Left



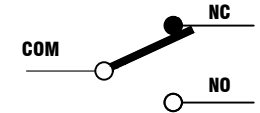
35 1 P
 Zhuhai/China
 2021 Year
 35 Week

The date code could be printed on each lateral side randomly

NO.	PARTS	MATERIALS
01	COVER	PA
02	BASE	PPA
03	ACTUATOR	PBT
04	AUX. ACTUATOR	PA46
05	CONTACT	Au ALLOY
06	MOVING BLADE	COPPER BERYLLIUM
07	TERMINAL (COM)	SILVER PLATE BRASS
08	TERMINAL (NO)	SILVER PLATE BRASS
09	TERMINAL (NC)	SILVER PLATE BRASS



P-C BOARD LAYOUT
 Tolerance: ±0.05
 TOP VIEW



Circuit Diagram

Further details please refer to technical specification TS-DH-00001.
 In case there are any deviations the drawing details have priority.



采埃孚电子(珠海)有限公司
 ZF Electronics (Zhuhai) Company Limited

③					制图: DRAW	H,QIN	2020.12.11	TOLERANCE UNLESS SPECIFIED		系列 SERIES	DH 微动开关/SUBMINIATURE SWITCH	图号: DWG. NO.	DHGC-B4LA		
②					设计: DESIGN	H,QIN	2020.12.11	WITHIN 1.5mm : ±0.1mm OVER 1.5mm : ±0.2mm							
①	Dimension marking change	H,QIN	J.WANG	2023.6.26	审核: CHECKED	J.WANG	2020.12.16	材质: MATERIAL		料号: TITLE	DHGC-B4LA	张数: SHEET	第1页,共1页		
记号 MARK.	变更内容 DEFINITION	修改 REVISE	核准 APPROVE	日期 DATE	批准: APPROVE	J.WANG	2020.12.16	单位: UNIT	mm	比例: SCALE	1:1	角法: PRDJ.	工程图 ENG. DWG	版本: REV.	A1