

# DK SUB-SUBMINIATURE SWITCH

## DK sub-subminiature switch

Sealed switch up to protection IP65, IP 67 on request, smallest dimension

- Models available for up to 105°C operating temperature
- Nominal currents 5 mA to 2 A at 12 V DC
- Actuation vertically or with auxiliary actuator
- High contact stability thanks to AuAg crosspoint contacts
- Mechanical operating life min. 500,000 operations
- Many connection possibilities, also with leads



## Technical specifications

Series	DK ①
Contact configuration	S.P.D.T.
Contact gap	< 3 mm
Switching voltage (max.)	12 VDC, up to 60 V on request
Switching current	0.005 to 2 A DC
Operating force	Max. 75 cN without auxiliary actuator
Total travel	Approx. 2.0 mm
Mechanical life	Min. 500,000 operations
Electrical life (max. load)	Min. 100,000 operations
Ambient temperature	-40 to +85°C/105°C

## Materials

Base	PBT/PES
Cover	PBT + ASA
Actuator	POM (+85°C)/LCP (+105°C)
Auxiliary actuator	Stainless steel
Sealing gasket	VMQ
Terminals	CuZn silver-plated
Leads	Cu, PVC-sheathed
Contacts	AuAg (Crosspoint)
Degree of protection	IP65, IP67 on request
Switch interior	

## Electrical rating ②

Electrical rating	Code
0.005 - 2 A 12 VDC	1

## Circuitry ③

Circuitry	Code
S.P.D.T.	G

## Model with leads:

S.P.S.T. - N.O.	E
S.P.S.T. - N.C.	F

## Generation of order code (example)

The order code consists of 5 parameters:

①	②	③	④	⑤
Series	Electrical rating	Circuitry	Terminal type	Auxiliary actuator
DK = sub-sub-miniature switch	1 = 0.005 - 2 A, 12 VDC	G = S.P.D.T.	RN = Solder terminal, straight 2.5 x 0.5 mm w/o location pins	A0 = without auxiliary actuator

- Not every configurable variant is available for order. Please contact us.
- The final two digits of article numbers on commercial documents refer to the index of the respective drawing.

## Terminal type ④

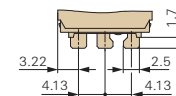
Terminal type	Code
Solder terminal, straight, 2.5 x 0.5 mm, w/o location pins	RN
Solder terminal, straight, 2.5 x 0.5 mm, RH side location pins	RR
Solder terminal, straight, 2.5 x 0.5 mm, LH side location pins	RL
PCB terminal, straight, 0.6 x 0.5 mm, w/o location pins	SN
PCB terminal, straight, 0.6 x 0.5 mm, RH side location pins	SR
PCB terminal, straight, 0.6 x 0.5 mm, LH side location pins	SL
PCB terminal RH side, 0.6 x 0.5 mm, RH side location pins	TR
PCB terminal LH side, 0.6 x 0.5 mm, LH side location pins	UL
Leads 250 mm, 0.35 mm <sup>2</sup> , underside no location pins	W3
Leads 250 mm, 0.35 mm <sup>2</sup> , RH side, underside with loc. pins	W9
Leads 250 mm, 0.35 mm <sup>2</sup> , LH side, underside with loc. pins	W6
Leads 500 mm, 0.35 mm <sup>2</sup> , underside no location pins	Z3
Leads 500 mm, 0.35 mm <sup>2</sup> , RH side, underside with loc. pins	Z9
Leads 500 mm, 0.35 mm <sup>2</sup> , LH side, underside with loc. pins	Z6

## Auxiliary actuator ⑤

Model	Code
Without auxiliary actuator	A0
Straight, resilient auxiliary actuator	D1
Resilient, simulated roller	E1

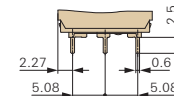
## Terminals

Solder terminal  
2.5 x 0.5 mm



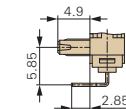
Dimensions in mm

PCB terminal  
0.6 x 0.5 mm

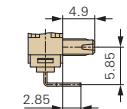


Dimensions in mm

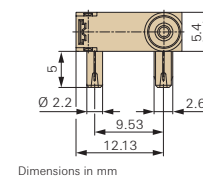
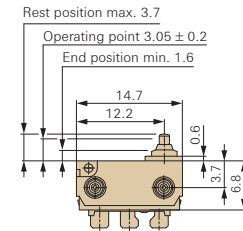
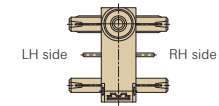
PCB terminal 0.6 x 0.5 mm  
LH side with location pins



PCB terminal 0.6 x 0.5 mm  
RH side with location pins



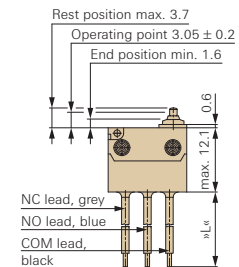
## Side definition



Dimensions in mm

## Dimensions

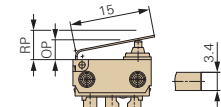
For DK sub-subminiature switch with leads (IP67)



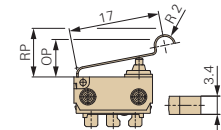
NC lead, grey  
NO lead, blue  
COM lead, black

## Auxiliary actuator

Straight



Simulated roller



Dimensions in mm