

Rocker Switch



Single Pole

PR Series

Features

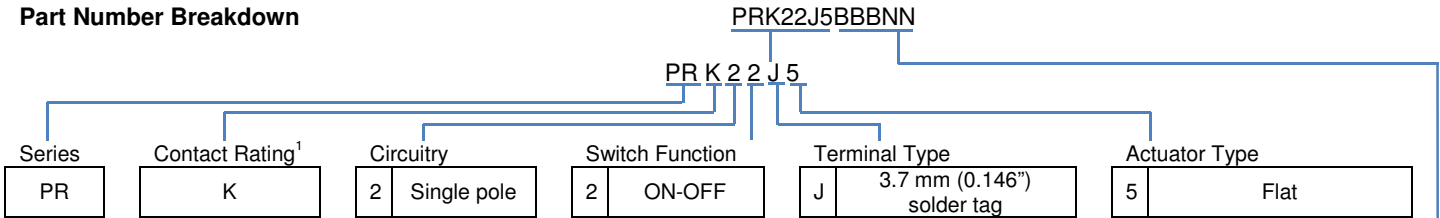
- Low-profile, small design
- RoHS compliant
- Minimum 50,000 operations mechanical life

Standard Parts¹

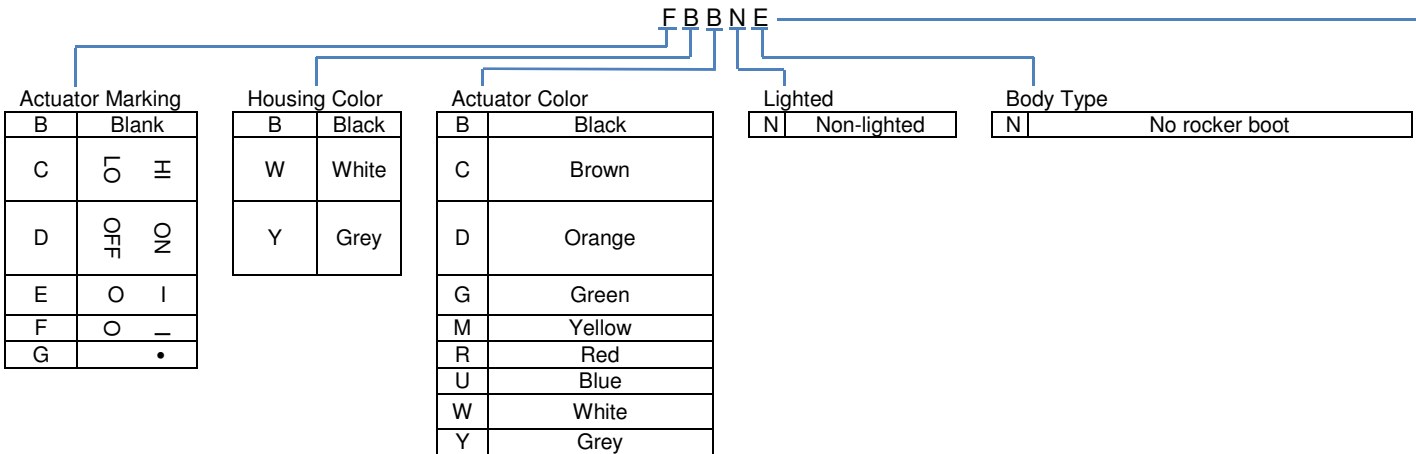
North America and Europe		Europe Only
PRK22J5BBBNN	PRK22J5DBBNN	PRK22J5EBBNN

¹The part number configuration matrix below provides details to the part numbers above. For configurable part numbers that are not listed above, contact the factory or your distributor.

Part Number Breakdown



¹See Electrical Specifications section



Electrical Specifications

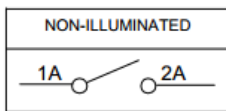
Inrush Rating				N/A
Dielectric Strength				1000 VAC for 1 minute
Insulation Resistance				100 MΩ min at 500 VDC
Initial Contact Resistance				0.020 Ω max
Switch Function	2	EN61058-1 Rating 3 A 250 VAC ~μ T100/55	UL General Purpose 1054 6 A 125 VAC / 3 A 250 VAC	UL HP Rating -
Electrical Life at Rated Load Minimum Operations	VDE 10,000	UL 6,000		
UL File No: E23301				

Material and Environmental Specifications

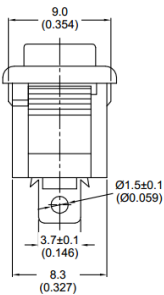
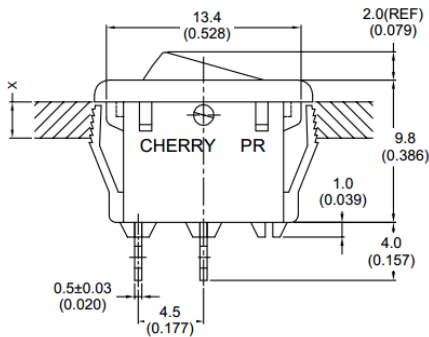
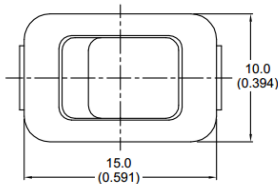
Actuator				PBT UL94 V-0 Rated
Base				PA66 UL94 V-0 Rated
Spring				Piano Wire
Contacts				Silver Alloy
Movable Arm				Silver-Plated Copper Alloy
Terminals				Silver-Plated Copper Alloy
Operating Temperature Range				0 °C to +65 °C (32 °F to +149 °F)

Circuitry and Switch Functions

1-POLE



Dimensions mm (inches)



Recommended Panel Cut-Out Dimensions		
Panel thickness	X Dimension	Y dimension
0.75 to 1.25 (0.30 to 0.049)	13.6 +0/-0.1 (0.535)	9.2 (0.362)
1.25 to 2.00 (0.049 to 0.079)	13.7 +0/-0.1 (0.540)	9.2 (0.362)
2.00 to 2.50 (0.079 to 0.098)	13.7 +0/-0.1 (0.543)	9.2 (0.362)

