

DR sub-sub-miniature switch



Technical specifications

Contact configuration	S.P.D.T.
Contact gap	< 3 mm
Switching voltage max.	12 VDC, to 60 V on request
Switched current	0,005 to 2 ADC
Operating force	max. 75 cN without auxiliary actuator
Total travel	ca. 2,0 mm
Mechanical life	min. 1 x 10 ⁶ operations
Electrical life (max. load)	min. 100.000 operations
Ambient temperature	-40 to +85°C/105°C
Materials	
Base	PBT
Cover	PBT
Actuator	PES
Auxiliary actuator	Stainless steel
Terminals	CuZn (silver-plated)
Contacts	AuAg (Crosspoint)
Degree of protection (switch interior)	IP40

For detailed information and the layout of the details described above, please do not hesitate to ask for our technical specifications and drawing.

Features

- Switch with mushroom or pan-head actuator for many actuation possibilities
- Dustproof according to IP40
- Models available up to 105°C operating temperature
- Nominal currents 5 mA up to 2 A at 12 VDC
- Auxiliary actuator on request
- High contact stability thanks to AuAg crosspoint contacts
- Mechanical operating life min. 1 x 10⁶ actuations
- Various connection possibilities

PLEASE NOTE

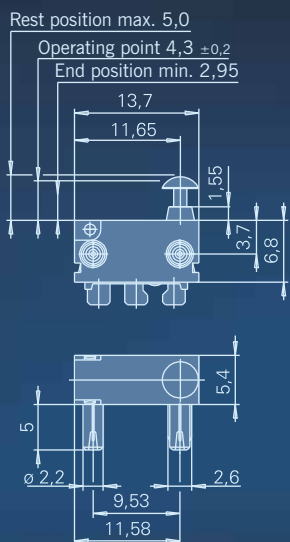
CHERRY
will become
ZF in 2017.



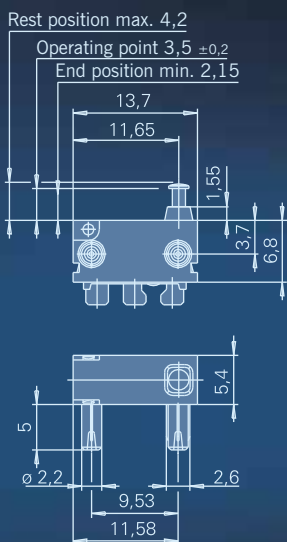


Dimensions in mm

with mushroom actuator

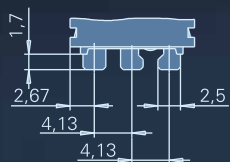


with pan-head actuator

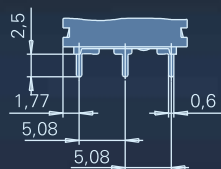


Terminals

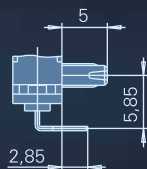
Solder terminal
2,5x0,5mm



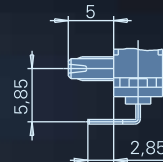
PCB terminal 0,6x0,5 mm



PCB terminal 0,6x0,5 mm
RH-side with location pins



PCB terminal 0,6x0,5 mm
LH-side with location pins



Side definition



Drilling pattern for PCB terminals
0,6x0,5 mm, side and underside

