

Sealed Rocker Switch



Single Pole KC Series

Features

- Snap-in mounting
- RoHS compliant
- 100,000 cycles mechanical life
- IP65
- Lighted and non-lighted versions available

Standard Parts¹

North America

KCA2ALA2GBB KCA2ALA2LBB KCA2ALA2RBB

North America and Europe

KCA2ANA1BBB

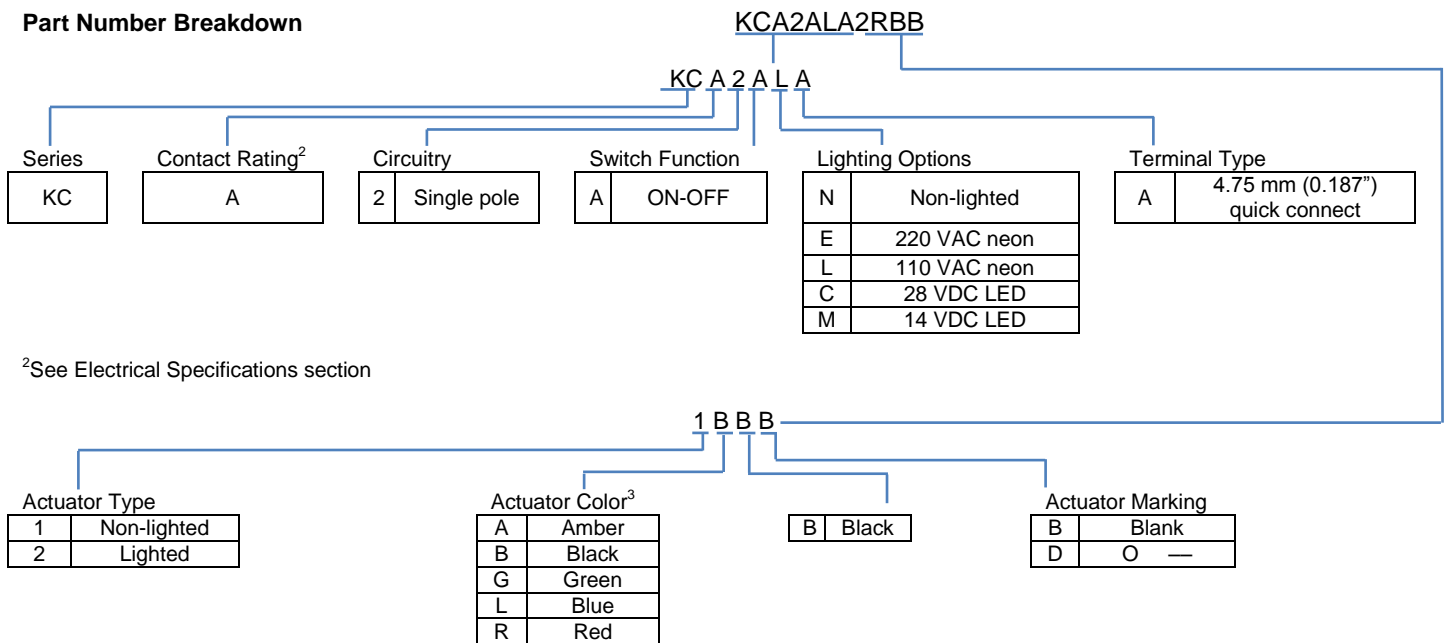
Europe

KCA2AEA2GBB

¹The part number configuration matrix below provides details to the part numbers above.

For configurable part numbers that are not listed above, not listed in your region, or for custom part numbers, contact the factory or your distributor.

Part Number Breakdown



²See Electrical Specifications section

³Black actuator is only available for non-lighted; others only for lighted.



Electrical Specifications

Dielectric Strength	1500 VAC for 1 minute		
Insulation Resistance	100 MΩ min at 500 VDC		
Initial Contact Resistance	0.050 Ω max		
Lighting Option:	EN61058-1:	UL1054:	VDC ⁴ :
N	10 (4) 250	16 A 125 VAC / 10 A 250 VAC	20 A 14 VDC / 10 A 28 VDC
E, L	10 (4) 250	16 A 125 VAC / 10 A 250 VAC	N/A
C	N/A	N/A	10 A 28 VDC
M	N/A	N/A	20 A 14 VDC
Electrical Life at Rated Load:	VDE:	UL:	
Minimum Operations	10,000	6,000	

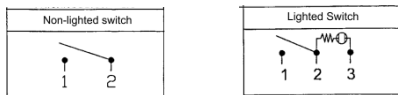
⁴DC ratings not agency approved

UL File No: E23301

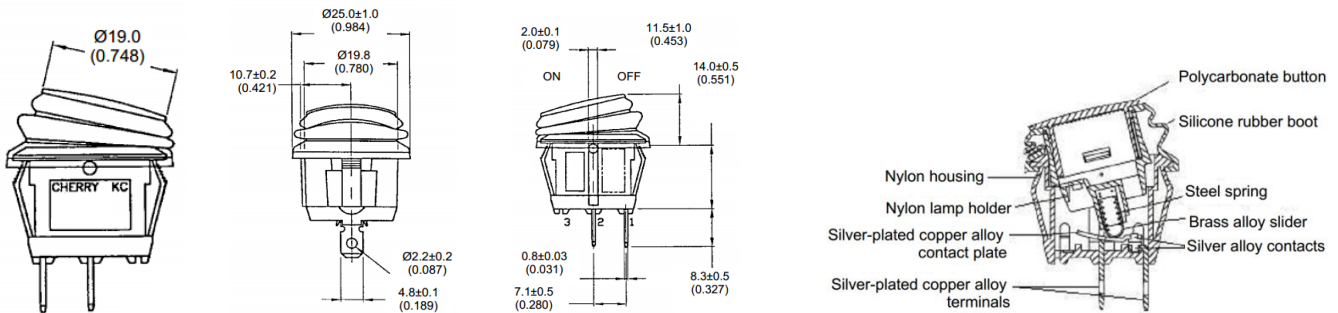
Material and Environmental Specifications

Actuator	Polycarbonate
Housing	Nylon 66 94V-2
Spring	Stainless Steel Wire
Contacts	Silver Alloy
Movable Arm	Silver-Plated Copper Alloy
Terminals	Silver-Plated Copper Alloy
Rubber Boot	Silicone
Operating Temperature Range	-25 °C to +85 °C (-13 °F to +185 °F)
Ingress Protection	IP65

Circuitry and Switch Functions

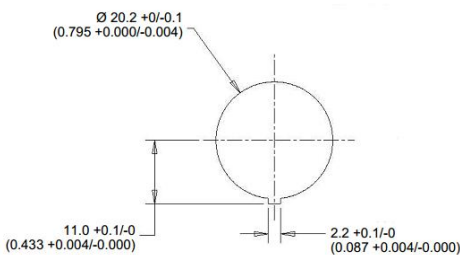


Dimensions mm (inches)



Recommended Panel Cut-out

For panel thickness 1.5 to 2.5 (0.059 to 0.098)



For panel thickness 0.7 to 2.5 (0.028 to 0.098)

