















Actuator Specifications - Standard Ratio

Actuator Code	Switch Type	Maximum Operating Force grams	Maximum Pre-Travel mm (in)	Operating Point mm (in)	Minimum Over-Travel mm (in)	Max. Movement Differential mm (in)	Max. Rest Position mm (in)	Min. End Position mm (in)	Actuation Length (± 0.8 mm) mm (in)	Actuator Only Part Number	
AA	DC1/3/4	200	1.0 (0.039)	8.4 ± 0.3 (0.331 ± 0.012)	0.6 (0.024)	0.1 (0.004)	9.3 (0.366)	7.7 (0.303)	--	--	
	DC2	340	1.0 (0.039)	8.4 ± 0.3 (0.331 ± 0.012)	0.6 (0.024)	0.1 (0.004)	9.3 (0.366)	7.7 (0.303)			
LB	DC1/3/4	80	4.0 (0.157)	10.7 ± 1.3 (0.421 ± 0.051)	1.5 (0.059)	0.5 (0.020)	14.0 (0.551)	7.9 (0.311)	4.8 (0.189)	614-1232	
	DC2	150	5.0 (0.197)	10.7 ± 1.6 (0.421 ± 0.063)	1.5 (0.059)	0.7 (0.028)	14.0 (0.551)	7.9 (0.311)			
LC	DC1/3/4	70	4.5 (0.177)	11.1 ± 1.5 (0.437 ± 0.059)	1.5 (0.059)	0.6 (0.024)	15.0 (0.591)	7.8 (3.07)	7.0 (0.276)	614-1233	
	DC2	120	5.0 (0.197)	11.1 ± 1.8 (0.437 ± 0.071)	1.5 (0.059)	1.0 (0.039)	15.0 (0.591)	7.8 (3.07)			
LD				Forces and travel available upon request					42.0 (1.654)	614-1234	
SB	DC1/3/4	90	4.0 (0.157)	16.0 ± 1.3 (0.630 ± 0.051)	1.5 (0.059)	0.5 (0.020)	19.0 (0.748)	13.2 (0.520)	2.5 (0.098)	614-1237	
	DC2	160	5.0 (0.197)	16.0 ± 1.6 (0.630 ± 0.063)	1.5 (0.059)	0.7 (0.028)	19.0 (0.748)	13.2 (0.520)			
SC	DC1/3/4	80	4.5 (0.177)	16.4 ± 1.5 (0.646 ± 0.059)	1.5 (0.059)	0.6 (0.024)	20.0 (0.787)	13.2 (0.520)	4.7 (0.185)	614-1238	
	DC2	130	5.5 (0.217)	16.4 ± 1.8 (0.646 ± 0.071)	1.5 (0.059)	1.0 (0.039)	20.0 (0.787)	13.2 (0.520)			
SD				Forces and travel available upon request					39.7 (1.563)	614-1239	
RB	DC1/3/4	90	4.5 (0.177)	15.8 ± 1.3 (0.622 ± 0.051)	1.5 (0.059)	0.5 (0.020)	19.0 (0.748)	13.0 (0.512)	2.5 (0.098)	714-00260	
	DC2	160	5.0 (0.197)	15.8 ± 1.6 (0.622 ± 0.063)	1.5 (0.059)	0.7 (0.028)	19.0 (0.748)	13.0 (0.512)			
RC	DC1/3/4	80	5.0 (0.197)	16.2 ± 1.5 (0.638 ± 0.059)	1.5 (0.059)	0.6 (0.024)	20.0 (0.787)	13.0 (0.512)	4.7 (0.185)	714-00261	
	DC2	130	5.5 (0.217)	16.2 ± 1.8 (0.638 ± 0.071)	1.5 (0.059)	1.0 (0.039)	20.0 (0.787)	13.0 (0.512)			
RD				Forces and travel available upon request					39.7 (1.563)	714-00262	
WB*	DC1/3/4	68	4.6 (0.181)	11.1 ± 1.2 (0.437 ± 0.047)	1.2 (0.047)	0.6 (0.024)	14.5 (0.571)	8.7 (0.343)	7.0 (0.276)	614-1247	
	DC2	115	4.6 (0.181)	11.1 ± 1.2 (0.437 ± 0.047)	1.2 (0.047)	0.6 (0.024)	14.5 (0.571)	8.7 (0.343)			
WC*	DC1/3/4	50	6.2 (0.244)	12.2 ± 1.7 (0.480 ± 0.067)	1.7 (0.067)	0.8 (0.031)	16.5 (0.650)	8.6 (0.339)	14.0 (0.551)	614-1253	
	DC2	85	6.2 (0.244)	12.2 ± 1.7 (0.480 ± 0.067)	1.7 (0.067)	0.8 (0.031)	16.5 (0.650)	8.6 (0.339)			
VB*	DC1/3/4	73	4.3 (0.169)	11.9 ± 1.2 (0.469 ± 0.047)	1.4 (0.055)	0.6 (0.024)	15.0 (0.591)	9.3 (0.366)	5.6 (0.220)	714-0299	
	DC2	125	4.3 (0.169)	11.9 ± 1.2 (0.469 ± 0.047)	1.4 (0.055)	0.6 (0.024)	15.0 (0.591)	9.3 (0.366)			
ZB*	DC1/3/4	73	4.2 (0.165)	16.0 ± 1.2 (0.630 ± 0.047)	1.1 (0.043)	0.6 (0.024)	19.0 (0.748)	13.7 (0.539)	5.2 (0.205)	614-1249	
	DC2	125	4.2 (0.165)	16.0 ± 1.2 (0.630 ± 0.047)	1.1 (0.043)	0.6 (0.024)	19.0 (0.748)	13.7 (0.539)			

* For 85 °C only; plastic

