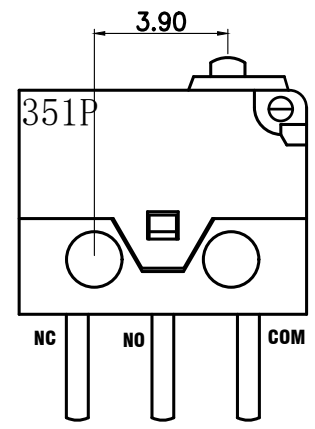
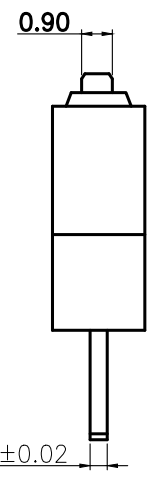
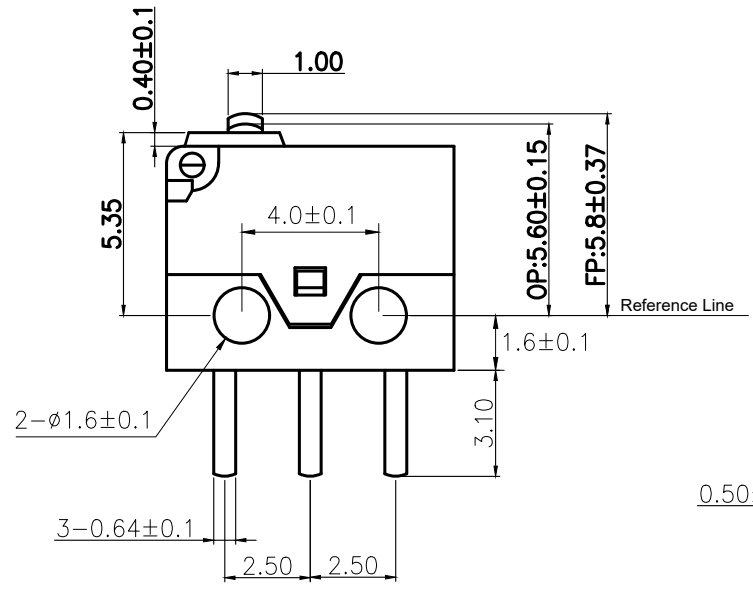
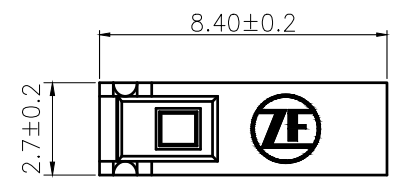
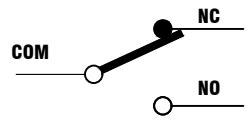


**GENERAL CHARACTERISTICS**

Operating Force	Max. 90gf
Release Force	Min. 10gf
Contact Resistance	Max. 50mΩ
Insulation Resistance	Min. 100mΩ 500VDC
Dielectric Voltage	500VAC 60 Sec.
Mechanical Life	50,000 Cycles
Electrical Life	30,000 Cycles
Rating	5-500mA 30VDC
Operating Temperature	-25 to 85°C



35 1 P  
 Zhuhai/China  
 2021 Year  
 35 Week  
 The date code could be printed on each lateral side randomly



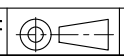
Further details please refer to technical specification TS-DH-00001.  
 In case there are any deviations the drawing details have priority.

Circuit Diagram

NO.	PARTS	MATERIALS
01	COVER	PA
02	BASE	PPA
03	ACTUATOR	PBT
04	CONTACT	Au ALLOY
05	MOVING BLADE	COPPER BERYLLIUM
06	TERMINAL (COM)	SILVER PLATE BRASS
07	TERMINAL (NO)	SILVER PLATE BRASS
08	TERMINAL (NC)	SILVER PLATE BRASS
09		

**ZF** 采埃孚电子(珠海)有限公司  
 ZF Electronics (Zhuhai) Company Limited

③					制图: DRAW	H,QIN	2020.12.11	TOLERANCE UNLESS SPECIFIED		系列 SERIES	DH 微动开关/SUBMINIATURE SWITCH					
②					设计: DESIGN	H,QIN	2020.12.11	WITHIN 1.5mm : ±0.1mm OVER 1.5mm : ±0.2mm	料号: TITLE		DHGC-C4AA					
①					审核: CHECKED	J,WANG	2020.12.16	材质: MATERIAL		图号: DWG. NO.	DHGC-C4AA					
记号 MARK.	变更内容 DEFINITION	修改 REVISE	核准 APPROVE	日期 DATE	批准: APPROVE	J,WANG	2020.12.16	单位: UNIT	mm	比例: SCALE	1:1	角法: PRDJ.	张数: SHEET	工程图 ENG. DWG	版本: REV.	A0



第1页, 共1页