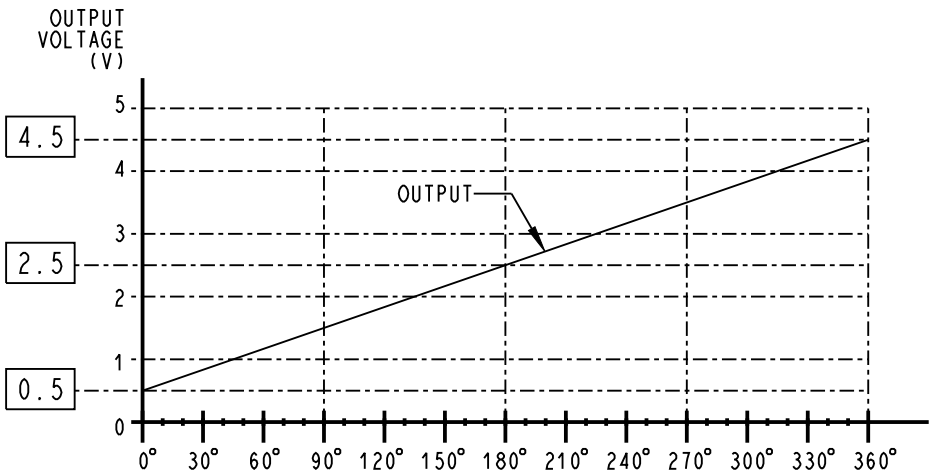


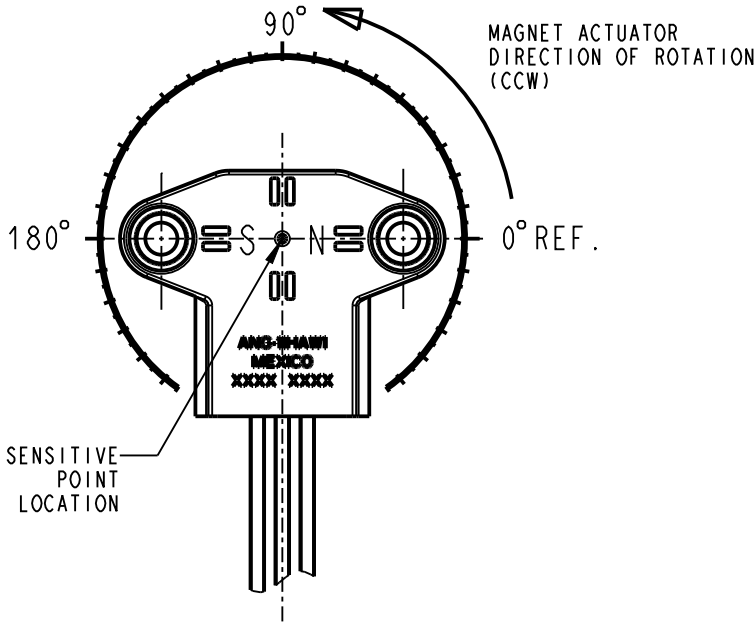
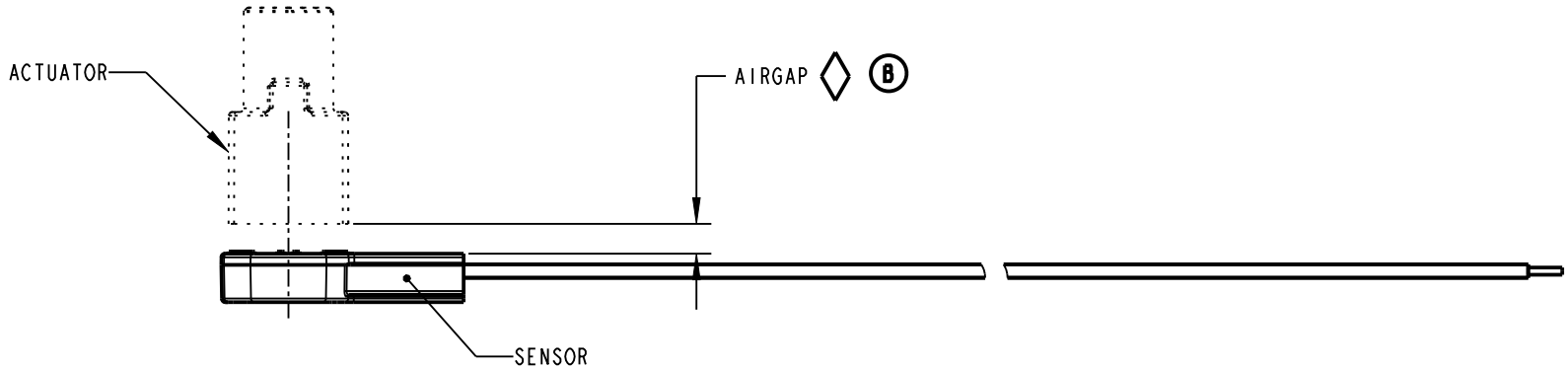
WIRE SIGNAL		
No.	COLOR	SIGNAL
1	BLACK	GROUND
2	RED	VCC
3	WHITE	OUTPUT



ACTUATOR ROTATION ANGLE (°)  
TYPICAL BASED ON 5V SUPPLY  
APPLICABLE ONLY WITH ZF ACTUATOR AS500106

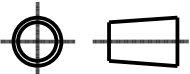
NOTES:

1. REFER TO PRODUCT SPECIFICATION DOCUMENT FOR RECOMMENDED FASTENER AND TIGHTENING TORQUE..
2. ALL SENSORS ARE 100% FUNCTIONAL TESTED.
3. OPERATING TEMPERATURE RANGE: -40°C TO +140°C.
4. THE FOLLOWING TO BE LASER ETCHED ON SENSOR AND ACTUATOR:  
PART NUMBER  
MEXICO  
SERIAL NUMBER  
ZF DATE CODE (YR/WK)
5. SENSOR IS RoHS COMPLIANT.
6. SYMBOL INDICATES A KEY CHARACTERISTIC.
7. ACTUATOR SHOWN FOR REFERENCE ONLY.



DWN: C. RAMOS  
APVD: T. BURNETT  
DATE: 2015-07-15

THIRD ANGLE PROJECTION



CONFIDENTIAL AND PROPRIETARY:  
ALL INFORMATION OR INVENTIONS CONTAINED IN THIS DOCUMENT OR DERIVED FROM THE INFORMATION THERE IN IS OWNED BY ZF ELECTRONIC SYSTEMS, AND IS CONFIDENTIAL AND PROPRIETARY. REVIEW OR POSSESSION OF THIS DOCUMENT INDICATES AGREEMENT THAT SUCH INFORMATION AND INVENTIONS WILL NOT BE DISCLOSED, REPRODUCED OR OTHERWISE USED IN ANY WAY WITHOUT EXPRESS WRITTEN PERMISSION FROM AN AUTHORIZED REPRESENTATIVE OF ZF ELECTRONIC SYSTEMS.



ZF Electronic Systems

PLEASANT PRAIRIE, WISCONSIN U.S.A.

NAME / DESCRIPTION

ANGULAR SINGLE 5V WIRE  
SENSOR

ITEM NO. ANG-11HAW1

SCALE: 1:1 SH 1 OF 2

B	Z000367293	2016-06-27	CRM	TB
REV	ECO NO.	DATE	PREP	APVD

PROJECT/ CSR  
4000000111

TOLERANCE UNLESS SPECIFIED			
DWG UNITS	X.XX	X.XXX	ANGLES
MM	± 0.25	± 0.13	± 5 °

